

General Fund Information

Fund Structure	CIS
Region	Eswatini
Currency	SZL
Asset Class	Balanced
Portfolio Manager	Grant Torlage
Headline Fee	1.82%
TER (includes Headline Fee)	1.94%
Initial Fee	5.0%
Distribution Frequency	Semi-annually
Launch Date	October 30, 1995
Financial Year End	April
Minimum Lump Sum Investment	10000
Risk Rating	Medium
Net Asset Value (NAV)	6.97
Assets Under Management (AUM)	43,739,156

Fund Objective

The African Alliance Eswatini Managed Fund is a balanced mandate that invests in regional (Eswatini and South Africa) equities, fixed income and money market instruments. The Fund seeks for a balance of providing real returns and the potential for capital gain.

Risk Rating



Gross Performance (%)

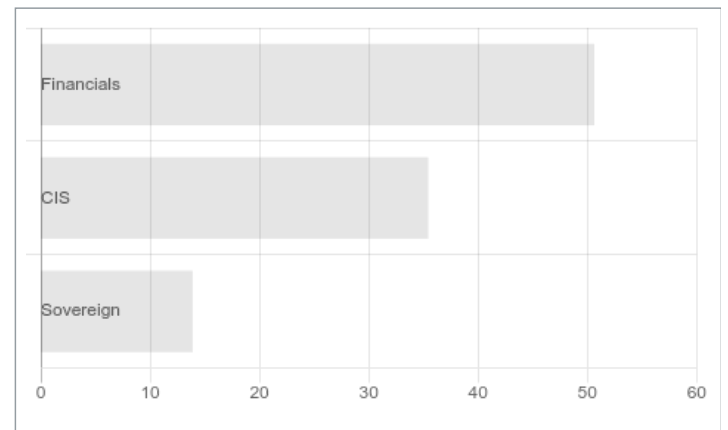
	1 Month	3 Months	6 Months	1 Year	2 Years*	3 Years*	5 Years*
Fund	1.00	2.11	6.35	7.64	12.24	8.99	8.61
Benchmark**	0.52	1.92	8.48	10.65	20.14	9.95	8.89
Value Add	0.48	0.18	-2.13	-3.00	-7.90	-0.96	-0.27

*Annualised **JSE SWIX (25%), ESE All Share (25%), STeFI (50%)

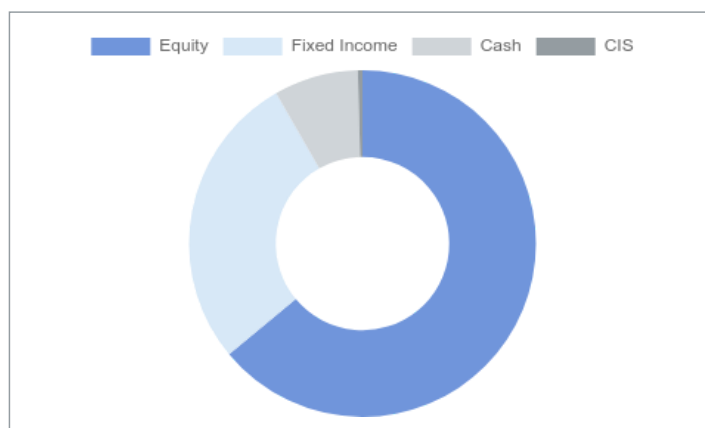
Issuer Exposure (%)

AA Equity Prescient Fund	27.6
Central Bank of Eswatini	13.9
Inala Capital	12.9
Select	12.4
Greystone Partners Limited	12.4
SBC Limited	11.2
AA Eswatini Lilangeni Fund	4.5
AA Eswatini Umnotfo Fund	3.0
Nedbank Eswatini	1.7
AA Eswatini Umnotfo Side-Pocket	0.4

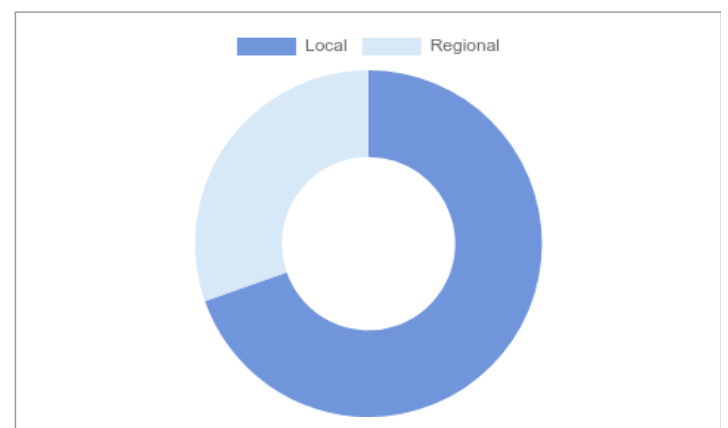
Sector Allocations (%)



Asset Class Breakdown (%)



Region Breakdown (%)



Portfolio Manager Commentary

The Eswatini equity market remained unchanged in March and as a result is also unchanged for the first quarter of 2022. The lack of liquidity in the equity market continues to be a dampener on returns. However, on a relative basis to global developed equities (the MSCI World Index), the local market outperformed.

Despite this, investors continue to see real returns in the credit market. Although there were no government bond auctions in the month, yields on offer in the fixed income space remain an attractive option. The yields at the most recent auction averaged 8.75%, 9.5%, 9.75% and 10.5% for the 3, 5, 7 and 10 year issues respectively. Further to this, the corporate credit market remains fairly active with respect to listed notes and private placements.

Yields in the money markets rose over the course of the month in spite of reasonable levels of liquidity. This was partly due to the Central Bank exercising the greenshoe option on most issues when liquidity allowed. The yield on the 91 day issue ended the month at 5.4%.

On the data front, the latest inflation print in Eswatini declined to 3.3%. On the back of this, the Monetary Policy Consultative Committee (MPCC) made the decision to leave rates unchanged. While the decision makes sense given the reported inflation backdrop, it is somewhat surprising as the Monetary Policy Committee (MPC) in South Africa (SA) had raised rates 25bps a day earlier. This leaves a 25bps rate differential between Eswatini and SA.

Looking regionally, the SA equity market gained +1.35% with a major boost coming from the financial sector, up +11.99%. Returns from most other sectors were negligible, apart from the listed property sector which rose +5.1%. Industrials lagged, pulling the main index down -4.3%. The rand (and emalangen) appreciated substantially over the course of the month, +5.2%, to end 14.6/USD.

Disclaimer

Unit trusts are generally medium to long term investments. The value of units, and any income derived therefrom may go down as well as up and past performance is no indication of future growth. In certain circumstances the Manager may be required to suspend the redemption of units. All information and opinions provided are of a general nature and are not intended to address the circumstances of any particular individual or entity. We are not acting and do not purport to act in any way as an advisor or in a fiduciary capacity. No one should act upon such information or opinion without appropriate professional advice after a thorough examination of a particular situation. We endeavour to provide accurate and timely information but we make no representation or warranty, express or implied, with respect to the correctness, completeness of the information and opinions. We do not undertake to update, modify or amend the information on an accuracy or frequent basis or to advise any person if such information subsequently becomes inaccurate. Any representation or opinion is provided for information purposes only.