

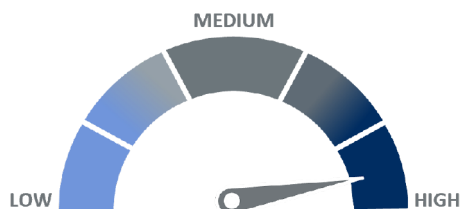
General Fund Information

Fund Structure	CIS
Region	Mauritius
Currency	USD
Asset Class	Equity
Portfolio Manager	Peter Jarvis
Headline Fee	0.90%
TER (includes Headline Fee)	0.01%
Initial Fee	-
Distribution Frequency	Semi-annually
Launch Date	August 30, 2018
Financial Year End	December
Minimum Lump Sum Investment	100000
Risk Rating	High
Net Asset Value (NAV)	1.21
Assets Under Management (AUM)	27,129,107.00

Fund Objective

The Global Equity Multi-Strategy Fund seeks to achieve long-term capital appreciation by investing principally in a portfolio of global equity ETF strategies. These will typically hold a portfolio of equity securities of corporate issuers listed, domiciled or conducting a significant part of their business in developed and emerging market countries. Securities held will either be passive or smart-beta ETFs.

Risk Rating



Gross Performance (%)

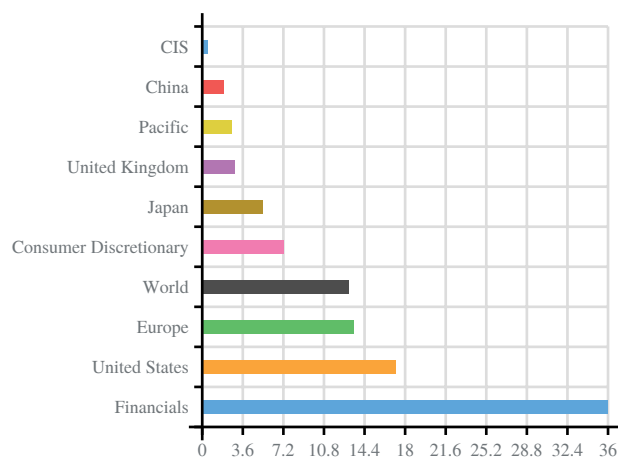
	1 Month	3 Months	6 Months	1 Year	2 Years*	3 Years*	5 Years*
Fund	-1.26	3.28	3.67	2.36	-4.78	7.27	0
Benchmark**	-1.00	3.85	3.92	2.07	-2.53	10.46	0
Value Add	-0.26	-0.57	-0.25	0.29	-2.25	-3.19	0.00

*Annualised **MSCI World TR

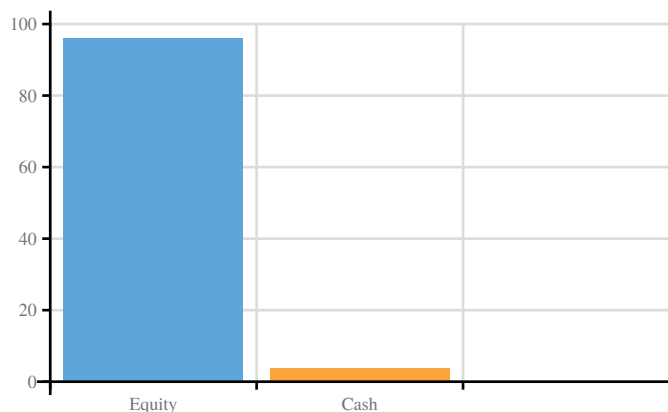
Issuer Exposure (%)

BlackRock	52.3
Charles Schwab	32.5
Global X	7.2
Standard Chartered Mauritius	3.4
Vanguard	2.9
JPMorgan	1.2
Manhattan Dollar Yield Fund	0.5

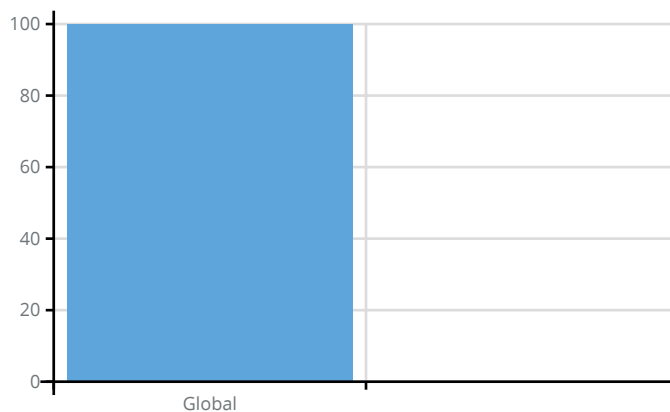
Sector Allocations (%)



Asset Class Breakdown (%)



Region Breakdown (%)



Portfolio Manager Commentary

Global equity markets pulled back during May with the MSCI World TR retreating 1.00% in USD, dampening the year-to-date return to 9.48% in USD. Investor confidence has been softened by the ongoing narrative surrounding the renegotiation of the US 'debt ceiling', narrow equity market leadership, sticky inflation, the inverted-yield curve that has historically indicated an impending recession, tighter banking lending standards, and the dampened reopening from China. On a positive note, according to FactSet, S&P 500 companies recorded their best performance relative to expectations for Q1 2023 since Q4 2021. Both the number of companies reporting positive EPS surprises and the magnitude of these earnings surprises are above the ten-year averages. The weak breadth dynamics continue to get outsized attention with the lowest number of S&P 500 stocks beating the market since March 2020. Bespoke Investment Group have pointed out that the three-month performance spread of S&P 500 and S&P 500 Equal-weight is the widest it has been since December 1999. Further factors favouring the bullish stance are the disinflation traction, housing market prices have stabilised, easing in regional bank pressure and the introduction of Artificial Intelligence as potential mechanism to contain costs in companies.

On the economic front, the overall global economy appears to have gathered more momentum in May, as the real GDP annualised growth is more than likely at approximately 4%. The apparent turnaround from late last year, when the global economy flirted with a technical recession, has been impressive. Some of the obvious reasons are, China's reopening (albeit dampened) and lower energy prices across the globe have been supportive. Supply chain disruptions have eased back to almost pre-COVID levels, which can be seen in the surge in global automotive sales. Other aspects are less observable, for example, the US composite index price picked up to its highest level in a year, despite problems across the mid-sized regional banks and tightened credit conditions. Indicators also show that household savings are on the decline, which theoretically should mean a pull-back in the stock market as households liquidate positions to raise funds. However, Eurozone PMI's have diverged slightly from the global trend, having shown weaker readings in May relative to April. Services activity softened marginally (55.9 vs 56.2), whereas the manufacturing sector experienced a more notable deterioration to 44.6 – having only been weaker during a recession. The main takeaway from the Eurozone is that the economy still hasn't slowed significantly, and prices continue to rise too quickly for the ECB to end the monetary tightening cycle. Across in Asia, the Japanese PMI's were particularly strong in May. The PMI composite index rose to its second highest level on record, only being bettered in October 2013, and to a level that's consistent with the economy growing at an annualised rate of 5%. Sluggishness of global manufacturing makes this particularly remarkable, with the services index hitting a record level.

Looking ahead market sentiment in the short term will continue to be driven by the Central Bank policy, inflationary pressures / recession risks, and geopolitical events (Russia/Ukraine, China/Taiwan & Turkey/Greece). On a positive note, we believe that upside inflation surprises are continuing to unwind. The US remains our favoured region within our global Equity portfolio. As we move further into 2023, the focus will likely switch from the impact of higher rates on long duration stocks to the cyclical earnings risk. At this point the US could benefit as, in aggregate, the US equity market has less cyclicality. We remain cautious on Europe because tight monetary and credit conditions could put profits under pressure and European earnings have historically been more sensitive to downswings.

Disclaimer

Unit trusts are generally medium to long term investments. The value of units, and any income derived therefrom may go down as well as up and past performance is no indication of future growth. In certain circumstances the Manager may be required to suspend the redemption of units. All information and opinions provided are of a general nature and are not intended to address the circumstances of any particular individual or entity. We are not acting and do not purport to act in any way as an advisor or in a fiduciary capacity. No one should act upon such information or opinion without appropriate professional advice after a thorough examination of a particular situation. We endeavour to provide accurate and timely information but we make no representation or warranty, express or implied, with respect to the correctness, completeness of the information and opinions. We do not undertake to update, modify or amend the information on an accuracy or frequent basis or to advise any person if such information subsequently becomes inaccurate. Any representation or opinion is provided for information purposes only.