

## General Fund Information

Fund Structure	CIS
Region	Eswatini
Currency	SZL
Asset Class	Money Market
Portfolio Manager	Grant Torlage
Headline Fee	0.75%
TER (includes Headline Fee)	0.78%
Initial Fee	-
Distribution Frequency	Monthly
Launch Date	June 29, 1999
Financial Year End	April
Minimum Lump Sum Investment	10000
Risk Rating	Low
Net Asset Value (NAV)	1.00
Assets Under Management (AUM)	1,904,579,376

## Fund Objective

The African Alliance Eswatini Lilangeni Fund aims to provide an attractive level of income while preserving capital. The Fund may only invest in money market instruments with a maturity of less than 12 months and the weighted average duration of the portfolio may not exceed 90 days. The Fund is ideally suited to investors that want to have access to short-term liquidity while earning a competitive yield.

## Risk Rating



## Gross Performance (%)

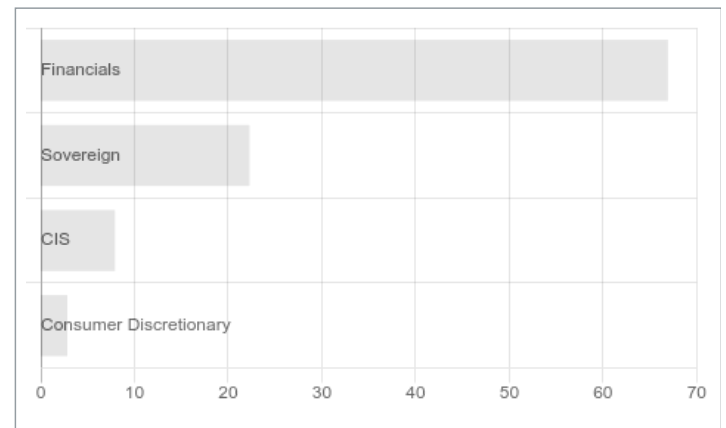
	1 Month	3 Months	6 Months	1 Year	2 Years*	3 Years*	5 Years*
Fund	0.49	1.38	2.76	5.53	5.95	6.82	7.55
Benchmark**	0.36	1.03	2.02	3.94	4.25	5.24	6.08
Value Add	0.13	0.35	0.74	1.58	1.70	1.58	1.47

\*Annualised \*\*STeFI Index

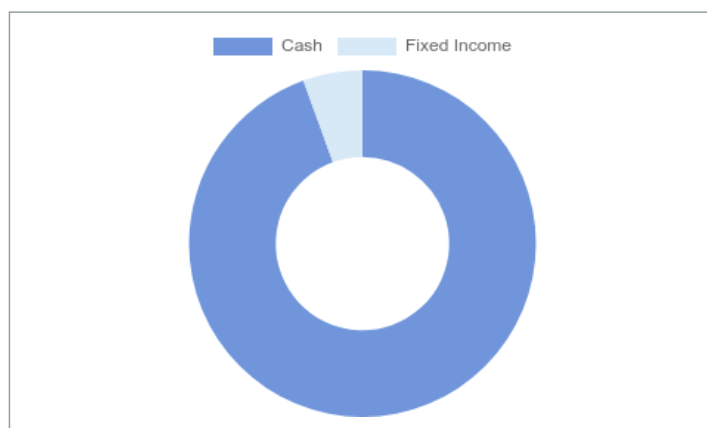
## Issuer Exposure (%)

Central Bank of Eswatini	22.3
ABSA	11.4
Investec	11.1
Standard Bank South Africa	8.4
Select	6.7
SwaziBank	5.9
Swaziland Building Society	5.7
Grindrod Bank	5.3
Nedgroup	5.0
Nedbank South Africa	3.1

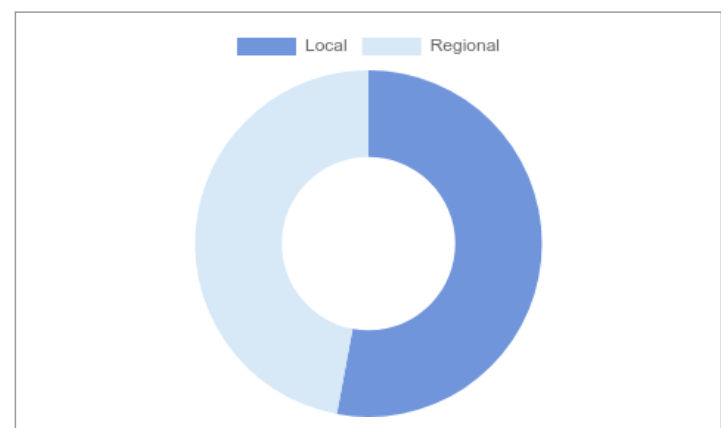
## Sector Allocations (%)



## Asset Class Breakdown (%)



## Region Breakdown (%)



## Portfolio Manager Commentary

---

The Eswatini equity market remained unchanged in March and as a result is also unchanged for the first quarter of 2022. The lack of liquidity in the equity market continues to be a dampener on returns. However, on a relative basis to global developed equities (the MSCI World Index), the local market outperformed.

Despite this, investors continue to see real returns in the credit market. Although there were no government bond auctions in the month, yields on offer in the fixed income space remain an attractive option. The yields at the most recent auction averaged 8.75%, 9.5%, 9.75% and 10.5% for the 3, 5, 7 and 10 year issues respectively. Further to this, the corporate credit market remains fairly active with respect to listed notes and private placements.

Yields in the money markets rose over the course of the month in spite of reasonable levels of liquidity. This was partly due to the Central Bank exercising the greenshoe option on most issues when liquidity allowed. The yield on the 91 day issue ended the month at 5.4%.

On the data front, the latest inflation print in Eswatini declined to 3.3%. On the back of this, the Monetary Policy Consultative Committee (MPCC) made the decision to leave rates unchanged. While the decision makes sense given the reported inflation backdrop, it is somewhat surprising as the Monetary Policy Committee (MPC) in South Africa (SA) had raised rates 25bps a day earlier. This leaves a 25bps rate differential between Eswatini and SA.

Looking regionally, the SA equity market gained +1.35% with a major boost coming from the financial sector, up +11.99%. Returns from most other sectors were negligible, apart from the listed property sector which rose +5.1%. Industrials lagged, pulling the main index down -4.3%. The rand (and emalangen) appreciated substantially over the course of the month, +5.2%, to end 14.6/USD.

## Disclaimer

---

Unit trusts are generally medium to long term investments. The value of units, and any income derived therefrom may go down as well as up and past performance is no indication of future growth. In certain circumstances the Manager may be required to suspend the redemption of units. All information and opinions provided are of a general nature and are not intended to address the circumstances of any particular individual or entity. We are not acting and do not purport to act in any way as an advisor or in a fiduciary capacity. No one should act upon such information or opinion without appropriate professional advice after a thorough examination of a particular situation. We endeavour to provide accurate and timely information but we make no representation or warranty, express or implied, with respect to the correctness, completeness of the information and opinions. We do not undertake to update, modify or amend the information on an accuracy or frequent basis or to advise any person if such information subsequently becomes inaccurate. Any representation or opinion is provided for information purposes only.