

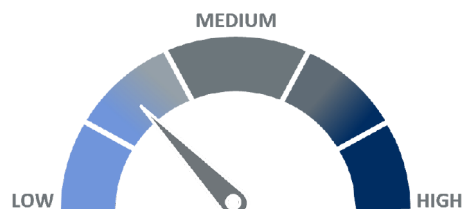
**General Fund Information**

Fund Structure	CIS
Region	Botswana
Currency	BWP
Asset Class	Fixed Income
Portfolio Manager	Botswana Investment Team
Headline Fee	1.25%
TER (includes Headline Fee)	0.02%
Initial Fee	-
Distribution Frequency	Annually
Launch Date	April 29, 2017
Financial Year End	April
Minimum Lump Sum Investment	500000
Risk Rating	Medium-Low
Net Asset Value (NAV)	100.60
Assets Under Management (AUM)	286,319,347.00

**Fund Objective**

-The African Alliance Botswana Enhanced Yield Fund's objective is to provide income within moderate risk parameters by investing in a diversified portfolio of short and medium-term cash, money market and corporate debt securities.  
-The fund is suitable for investors that seek income and have a low-to-medium risk tolerance

**Risk Rating**



**Gross Performance (%)**

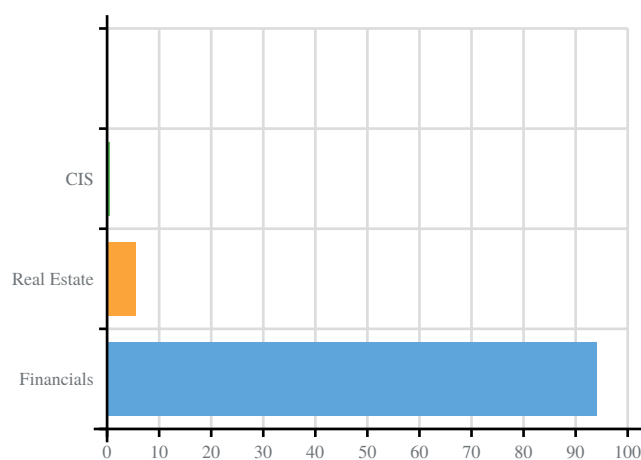
	1 Month	3 Months	6 Months	1 Year	2 Years*	3 Years*	5 Years*
Fund	0.69	2.04	4.02	7.72	7.05	6.86	6.63
Benchmark**	0	0	0	0	0	0	0
Value Add	0.69	2.04	4.02	7.72	7.05	6.86	6.63

\*Annualised      \*\*Not Applicable

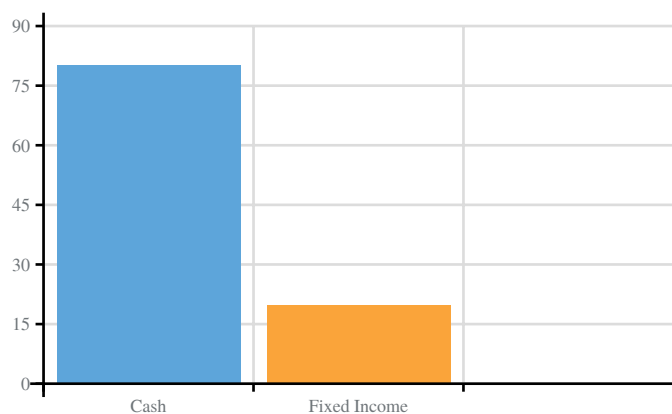
**Issuer Exposure (%)**

Bayport Botswana	25.0
Stanbic Bank	16.2
Letshego Holdings	14.3
Access Bank	8.8
BBS	7.2
Standard Chartered Bank	6.7
Capital Bank Ltd	5.8
RDC Properties	5.5
Absa	4.8
Letshego Holdings Ltd	3.2

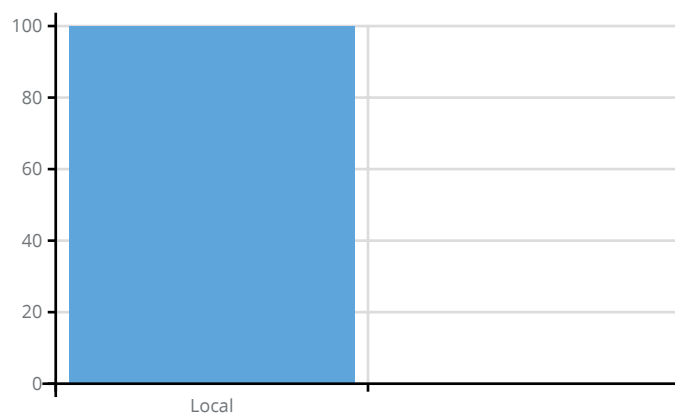
**Sector Allocations (%)**



**Asset Class Breakdown (%)**



**Region Breakdown (%)**



## Portfolio Manager Commentary

---

Inflation continues on its' deflationary trend that started in the second half of 2022 following a peak at 14.6%. The annual inflation rate was 7.9% in April, down two percentage points from 9.9% in March. The biggest drivers were the transport component which contributed 2.7% while Food & Non-Alcoholic Beverages contributed 2.2%; both these components grew at a slower pace compared to previous months. Base effects from prior increases in Botswana Housing Corporation rentals and fuel prices in April 2022 combined with modest domestic demand are also aiding inflation lower. The risks from global commodity prices have been abating given the muted rise in crude oil prices, while expectations for a global economic recession continue to mount. The monetary policy tightening cycle of central banks across the world appears to be peaking as global inflationary pressures subside. The South African Reserve Bank bucked the trend however, increasing the Repo rate by 50 basis points to 8.25% in May in a bid to stem the weakness in the currency. The Rand is currently the worst performing Emerging Market currency, as the country battles with falling investor sentiment on the back of worsening power cuts and declining growth.

Primetime released their interim consolidated financial results for the six months ended 28 February 2023. Key highlights include increase in revenue by 7.2% to P105 million (HY2022: P98 million). Profit before taxation reduced to P26 million (HY2022: P28 million). The investment property value grew to P1.67 billion (HY2022: 1.55 billion). The balance sheet increased to P1.85 billion (HY2022: P1.77 billion). G4S released their audited consolidated financial results for the year ended 31 December 2022. Key highlights include an increase in revenue by 6.4% to P212 million (FY2021: P199 million). There was a loss before tax of P6.07 million (FY2021: Profit of P24.5 million). The balance sheet reduced to P155 million (FY2021: P169 million).

The Botswana Stock Exchange's Domestic Companies Index recorded a 0.8% gain in April, similar to the return achieved in March. On a total return basis, the index gained 2.06% from 2.10% in the previous month. The biggest gainers over the month were Standard Chartered Bank Botswana, ABSA Bank Botswana, and BIHL, while the main losers were Letshego and BITCL. Year to date, the DCI has appreciated by 3.8% while on a total return basis it has appreciated by 6.1%.

At the April government bond auction BWP1.3bn was raised of which 94% comprised of Treasury Bills (T-Bill's) with the balance being bonds. However, the most sought out instruments were bonds with the BOTSGB0931 bid to cover ratio at 19.7x followed by the BOTSGB0640 ratio at 5.9x. The two bonds received aggressive bids with an average spread of 400bps over the stop out yields hence the low allocation levels. The 3-month and 6-month T-bill's were allotted at 5.582% and 6.585% versus 5.646% and 6.451% respectively over the prior month. There were no additions to the FABI as settlement for these trade was in May. As such, the FABI issue size remained unchanged at BWP20.3bn. The return was 0.46%, same as for the previous month.

## Disclaimer

---

Unit trusts are generally medium to long term investments. The value of units, and any income derived therefrom may go down as well as up and past performance is no indication of future growth. In certain circumstances the Manager may be required to suspend the redemption of units. All information and opinions provided are of a general nature and are not intended to address the circumstances of any particular individual or entity. We are not acting and do not purport to act in any way as an advisor or in a fiduciary capacity. No one should act upon such information or opinion without appropriate professional advice after a thorough examination of a particular situation. We endeavour to provide accurate and timely information but we make no representation or warranty, express or implied, with respect to the correctness, completeness of the information and opinions. We do not undertake to update, modify or amend the information on an accuracy or frequent basis or to advise any person if such information subsequently becomes inaccurate. Any representation or opinion is provided for information purposes only.