

General Fund Information

Fund Structure	CIS
Region	Mauritius
Currency	USD
Asset Class	Money Market
Portfolio Manager	Randhir Mannick
Headline Fee	0.15%
TER (includes Headline Fee)	0.32%
Initial Fee	-
Distribution Frequency	Monthly
Launch Date	March 30, 2019
Financial Year End	December
Minimum Lump Sum Investment	100000
Risk Rating	Low
Net Asset Value (NAV)	1.00
Assets Under Management (AUM)	8,163,621

Fund Objective

The investment objective of the Fund is to maximise current income to the extent consistent with the preservation of capital and the maintenance of liquidity by investing in a diversified portfolio of high quality interest bearing securities with a term of less than 24 months. The Fund aims to provide dollar yields in excess of bank deposits or call accounts.

Risk Rating



Gross Performance (%)

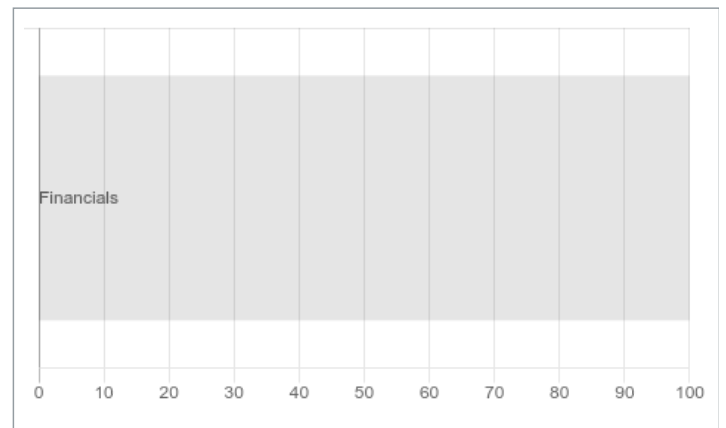
	1 Month	3 Months	6 Months	1 Year	2 Years*	3 Years*	5 Years*
Fund	0.08	0.25	0.53	1.25	1.94	-	-
Benchmark**	-0.00	-0.01	-0.02	-0.04	0.30	-	-
Value Add	0.09	0.26	0.55	1.29	1.65	-	-

*Annualised **LIBID 1 Week

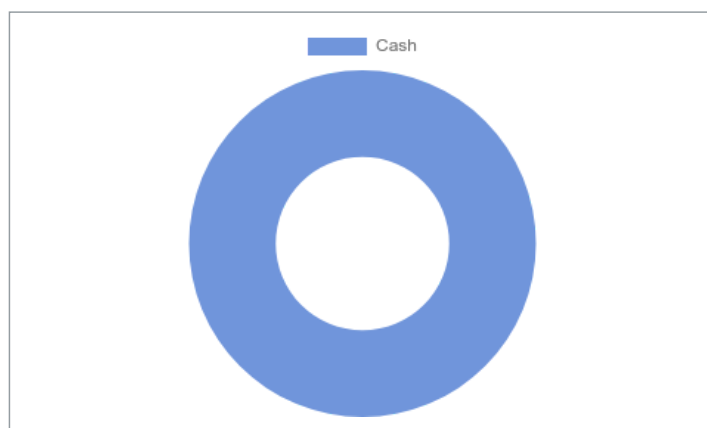
Issuer Exposure (%)

Investec Mauritius	48.0
RMB	46.0
ABSA	5.4
Standard Chartered Mauritius	0.5

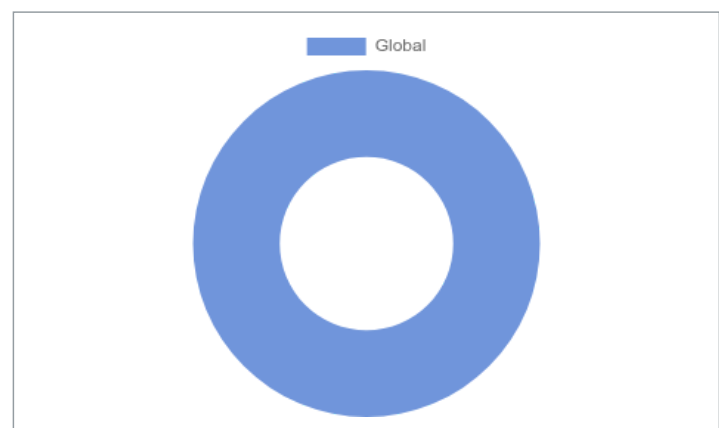
Sector Allocations (%)



Asset Class Breakdown (%)



Region Breakdown (%)



Portfolio Manager Commentary

Global equity markets retreated during September with the MSCI World Net Total Return Index dropping -4.15% in USD, dampening the year to date gain to +13.04%. Investor sentiment has been dented by a renewed rise in US Treasury yields, seemingly on Fed taper talk, its latest dot plot and rising inflationary expectations. The latter has been primarily driven by the recent pick-up in energy prices which has pushed the Bloomberg Commodity Index to its highest level in three years. Natural gas prices, which have been on an uptrend for most of the year, have accelerated further in recent weeks. In Europe, natural gas prices are currently more than 6x end 2019 levels, in Asia 5x. In the US prices are also up, but 'only' 2.5x and from a much lower level. Several factors combined to produce this situation, including weather, low renewable supply, outages and, in Europe, Russia being unable or unwilling to increase supply. Rising real yields have also weighed on gold. However, gold may yet find favour with investors looking to hedge a correction in risk assets.

On the economic front, the Eurozone (EZ) composite PMI fell from 59.0 to 56.1 in September, compared to economists' expectations of a moderation to 58.5. Both manufacturing and service sector momentum were markedly less than expected and lower than the prior month. In the service sector, there were falls in new business, outstanding business and business expectations. Meanwhile, the manufacturing sector experienced sharp falls in new orders and new export orders components. Although the data is disappointing and shows fading momentum, for the time being activity continues to expand.

In the political arena, the SPD won the German federal election with a share of 25.7% in secondary votes (206 seats in parliament), whereas the CDU/CSU only reached a combined 24.1% (196 seats in parliament). While this result was basically in-line with prior polls, the somewhat smaller than anticipated gap between the two Grand Coalition parties means there will be a protracted process before we find out who will be the next Chancellor of Germany. As coalition talks will be held not by single persons but by parties, the question is which party will provide their chancellor candidates with the greatest leeway in any bargaining process.

Our outlook remains unchanged from the start of the year, we remain modestly overweight equities. We are concerned that higher wages, higher energy prices, and higher transportation costs will weigh on earnings for the remainder of this year which tempers our bullishness. A further tipping point of higher real yields, a greater stretch in valuations and an eventual change in the second derivative of fiscal policy and liquidity will ultimately be reached, but unless the Fed loses control of the back end of the curve, this now appears unlikely before 2022.

Disclaimer

Unit trusts are generally medium to long term investments. The value of units, and any income derived therefrom may go down as well as up and past performance is no indication of future growth. In certain circumstances the Manager may be required to suspend the redemption of units. All information and opinions provided are of a general nature and are not intended to address the circumstances of any particular individual or entity. We are not acting and do not purport to act in any way as an advisor or in a fiduciary capacity. No one should act upon such information or opinion without appropriate professional advice after a thorough examination of a particular situation. We endeavour to provide accurate and timely information but we make no representation or warranty, express or implied, with respect to the correctness, completeness of the information and opinions. We do not undertake to update, modify or amend the information on an accuracy or frequent basis or to advise any person if such information subsequently becomes inaccurate. Any representation or opinion is provided for information purposes only.